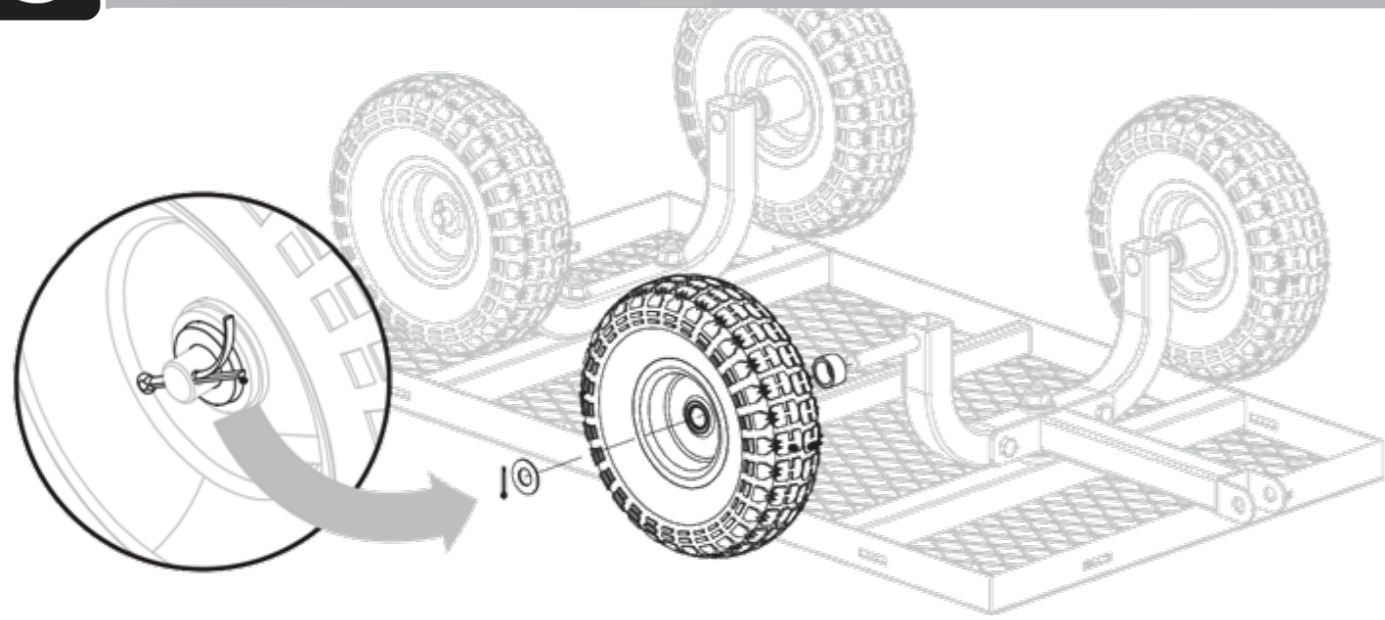


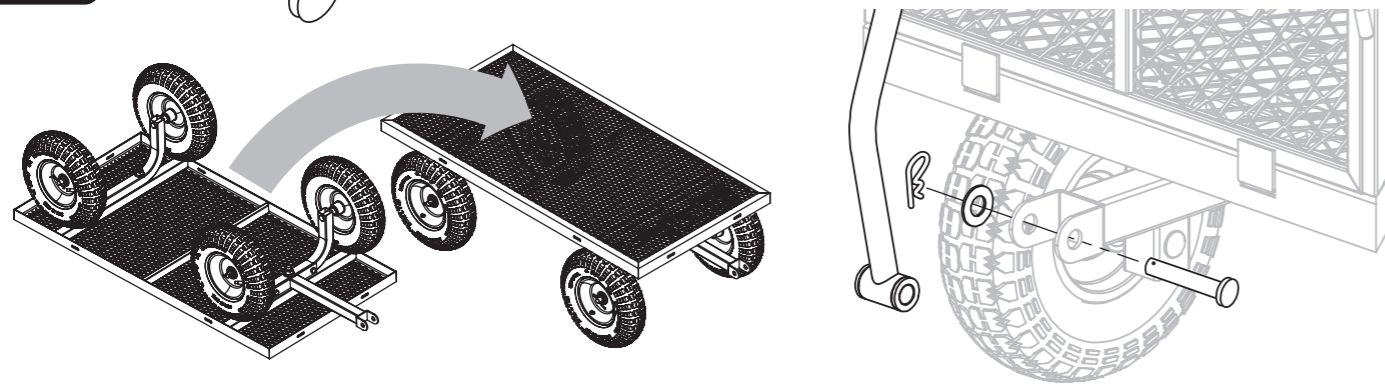
3

x4 x4 x4

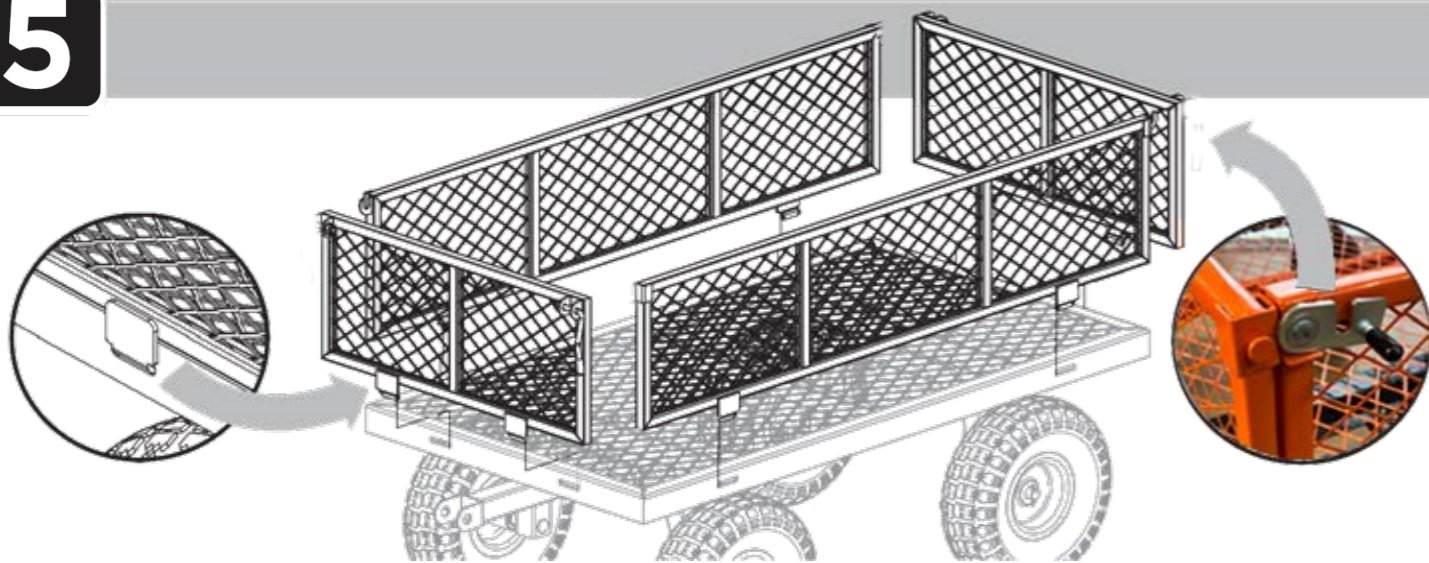


4

x1 x1 x1



5



OWNER'S MANUAL

MEDIUM UTILITY CART
MODEL: SMTG



Thank you for choosing this Sherpa product. It is important that you read the entire manual to become familiar with this product before you begin to assemble and use it. This cart is designed for certain applications only. We strongly recommend that you do not modify or use this cart for any application other than that for which it was designed. Both functional and efficient, this cart folds easily for storage. Use it for gardening and transporting goods.

SAFE USE INSTRUCTIONS

- Always check for damaged or worn out parts before using the cart. Broken parts will affect the cart's operation. Replace or repair damaged or worn parts immediately. Tighten bolts periodically.
- Always chock all four wheels when loading or unloading the wagon on an incline.
- Keep parts out of the reach of children.
- This cart is designed to carry goods, **DO NOT** use it as personal transportation.
- This cart is not intended for highway use.
- **DO NOT** modify the cart in any way. Unauthorized modification may impair the function and/or safety and could affect the life of the equipment. There are specific applications for which the cart was designed.
- **DO NOT** operate if any part is damaged or broken.
- **DO NOT** use on steep inclines where tipping may occur.
- **DO NOT** allow children to use this cart. **IT IS NOT A TOY!**
- **DO NOT** exceed the maximum load capacity of 300KG. Distribute loads evenly in cart.
- **DO NOT** lift or carry product by towing handle. **DO NOT** lift when loaded.
- **DO NOT** exceed 5mph with this cart.
- **DO NOT** load items on the top edges of the side panels. Remove panels before loading oversized items.

LIMITED WARRANTY

Except to the extent otherwise provided herein, Sherpa Tools warrants that the SMTG Medium Utility Cart ("Product") is free of defects in workmanship and materials. This Warranty extends only to the original consumer purchaser of the product ("Buyer"), is enforceable for a period of two (2) year from the date of original purchase (the "Warranty Period"), and covers only defects in material or workmanship. This Limited Warranty does not cover conditions or malfunctions resulting from normal wear and tear or otherwise due to the normal aging of the Product, neglect, abuse, accident, modifications, alterations, or repairs attempted or made by any entity or individual other than Sherpa Tools. This Warranty does not cover any damage to the Product caused by the environment or other natural events. Claims for breach of this Warranty must be made within the Warranty Period and within 30 days after Buyer discovers the fault.

Buyer's remedies with respect to this Warranty are limited to the repair or replacement of defective parts after Sherpa Tools inspection and verification of a covered defect. Any Product to be considered for repair or replacement must be returned by Buyer to a duly authorised Sherpa Tools retail store or service centre.

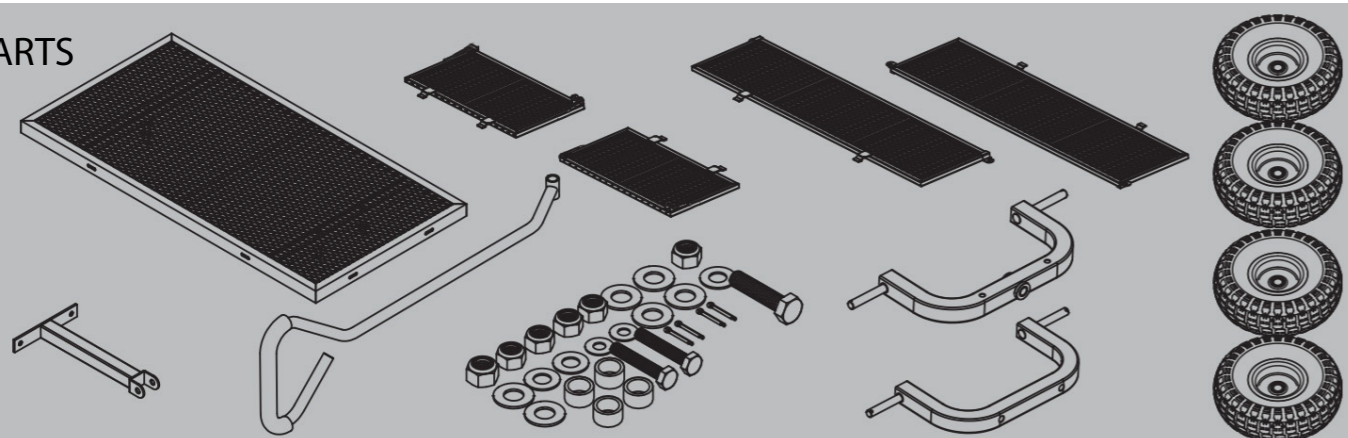
Buyer assumes all risks and liability whatsoever resulting from the use of the Product. In no event shall Sherpa Tools, its members or affiliates, be liable for any direct, indirect, special, incidental or consequential damages, lost revenues or profits, loss of business, or loss of goodwill, resulting from a defect in, or use of, the Product even if Sherpa Tools has been advised of the possibility thereof.

TO THE EXTENT PERMITTED BY LAW, THIS WARRANTY AND THE REMEDIES SET FORTH HEREIN ARE EXCLUSIVE AND IN LIEU OF ALL OTHER WARRANTIES, REMEDIES AND CONDITIONS, WHETHER ORAL, WRITTEN, STATUTORY, EXPRESS OR IMPLIED. AS PERMITTED BY APPLICABLE LAW, SHERPA TOOLS SPECIFICALLY DISCLAIMS ANY AND ALL STATUTORY OR IMPLIED WARRANTIES, INCLUDING WITHOUT LIMITATION, WARRANTIES OF MERCHANTABILITY AND FITNESS FOR A PARTICULAR PURPOSE, AND WARRANTIES AGAINST HIDDEN OR LATENT DEFECTS.

The provisions of this Warranty and limitation of liability may not be modified in any respect except in writing signed by a duly authorised officer of Sherpa Tools.

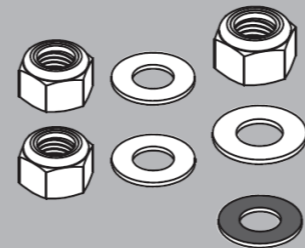
IN THE BOX

PARTS

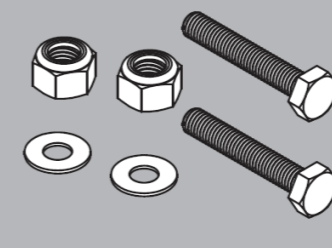


ASSEMBLY

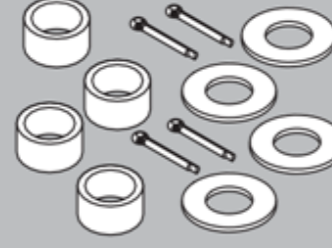
STEP 1



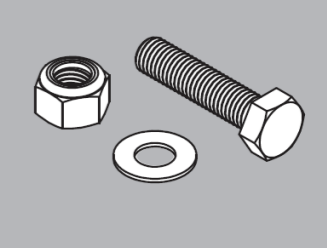
STEP 2



STEP 3



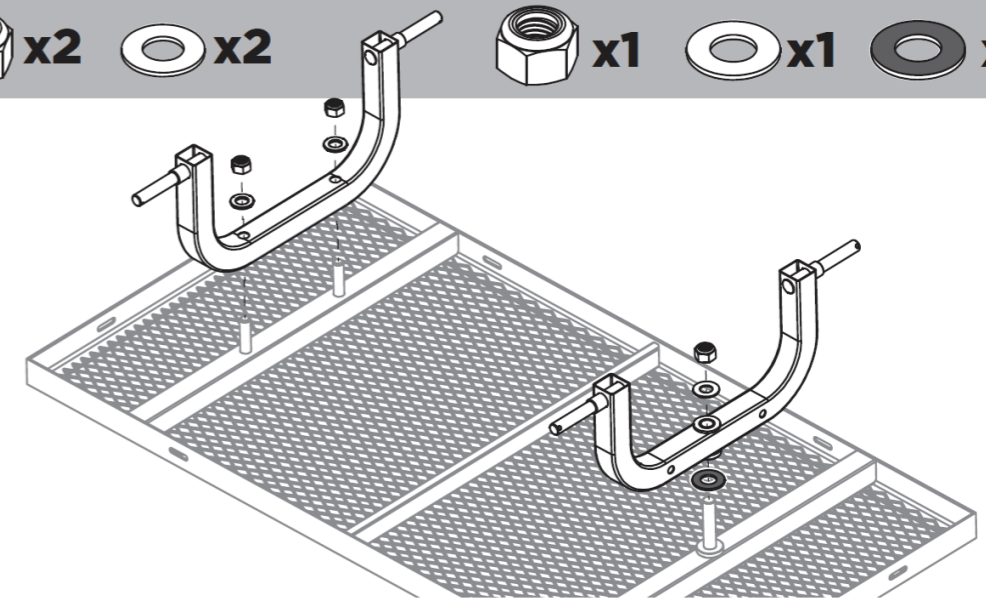
STEP 4



TOOLS REQUIRED



1



2

